

Information Sheet

Danger Zone Pro HP Hook

Part Number

60-102987

Specifications

Coverstock	ProActive MTX-1
Surface finish	Dull Microreplication Abrasive
RGmax	2.620
RGmin	2.560
RGdiff	0.060
RGavg	5.4
Track Flare Potential	10
Hook Potential	22-13
Length	3
Backend	11

ZONE



PRO
ACTIVE

DANGER
HPH

Reaction Characteristics

Proactive™ technology, after one year of R&D experience and the best year any ball company has ever had on the PBA Tour, has settled into three fundamentally different performance characteristics within the ETX/MTX/DTX Traction Rating Scale.

Danger Zone Pro HP Hook, with MTX-1 **Proactive™** cover stock is an aggressive reacting ball, designed as a huge hooking, even-arching ball in the Zone Pro line-up. **Danger Zone Pro HP Hook** offers a similar hook potential to the popular Zone Pro Azure with a more skid/snap arc. **HP Hook** is best used on medium to oily lane conditions, or situations where more mid-lane arc is needed.

The traction effect generated by **Proactive™**, provides a readable reaction that also creates a significant increase in overall hook for virtually any bowler style on a wide variety of lane conditions, even when shined. **Proactive™** is a significant improvement over reactive urethane technology when used dull as it delivers a reaction that is much less sensitive on the front part of the lane. Most of the increase in hook will come in the middle and backend parts of the lane, offsetting any early reaction that may be created by sanding the ball.

Information Sheet

Danger Zone Pro HP Hook

Drilling Information

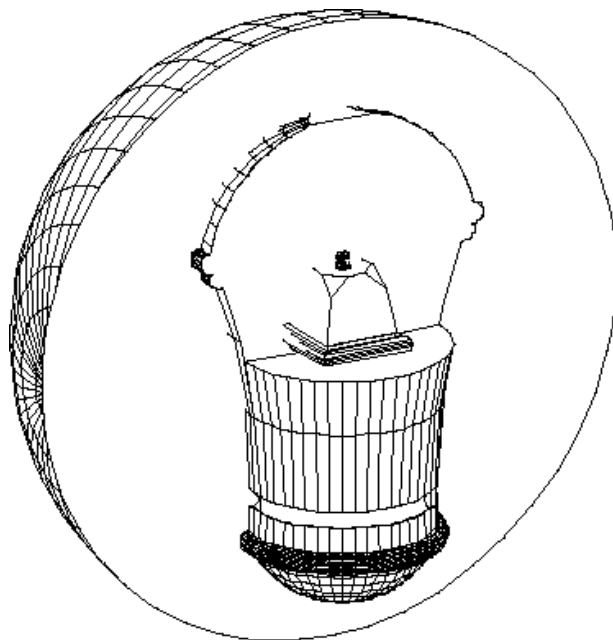
All weights of the **Danger Zone Pro™ HP Hook** can be drilled using the techniques developed for two-piece balls. See Brunswick's "Seven Popular Layouts" for detailed drilling information.

The revolutionary performance characteristics of **Proactive™** allow the pro shop to fully utilize layout choices to create desired reactions. Due to the strength of the **Proactive™** material stronger release players would be advised to use layouts 4-7 on the seven popular layouts sheet. For average release players that desire a ball reaction more like a "cranker", layouts 1-3 will produce very strong reactions if their release generates a fair amount of side roll, even if they don't have a lot of revs.

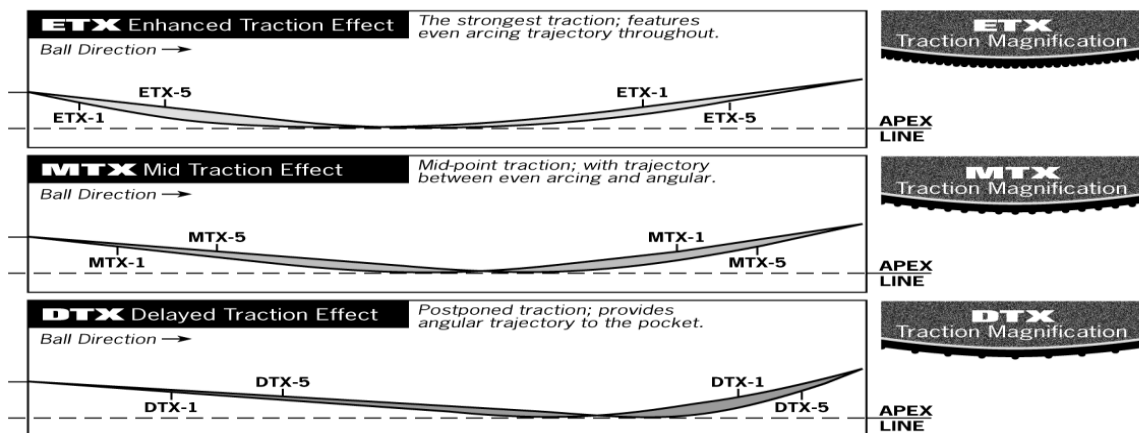
Polishing and Cleaning

Proactive's textured surface is more resistant to polishing than reactive urethane. The maximum achievable gloss will be lower than reactive urethane.

Proactive™ can be cleaned using the same methods and materials used to clean reactive resin balls.



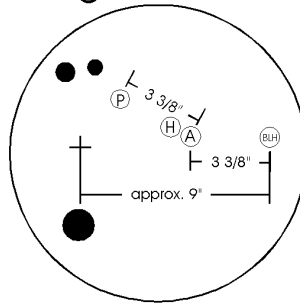
Throbot Traction Comparison Chart



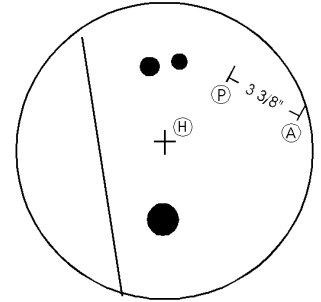
SEVEN POPULAR LAYOUTS

MAXIMUM
TRACK FLARE
HIGH
REACTIVITY

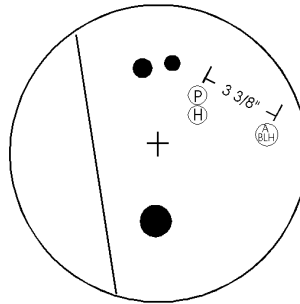
1-Leverage Pin with 9" hole



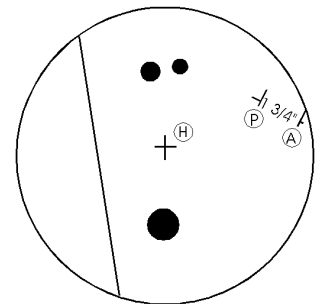
2-Leverage Pin-heavy spot toward grip center



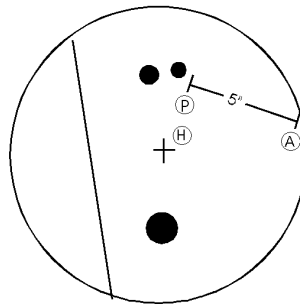
3-Leverage Pin with Axis hole



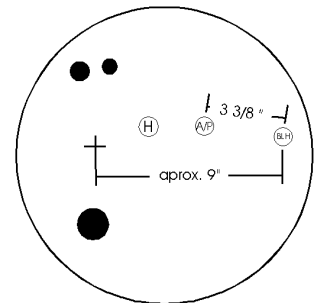
5-Pin between Axis and Leverage



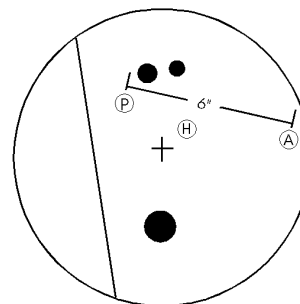
4-Positive label shift



6-Axis Pin with 9" hole



7-Negative label shift



MINIMUM
TRACK FLARE
LOW
REACTIVITY

(P) = Pin

(H) = Heavy Spot

(A) = Axis

(BLH) = Balance hole

- ***Traction Characteristic Chart***

- **ETX 1 2 3 4 5** Enhanced Traction Effect - The strongest traction; features even arching trajectory throughout.
- **MTX 1 2 3 4 5** Mid Traction Effect - Mid-point traction; with trajectory between even arching and angular.
- **DTX 1 2 3 4 5** Delayed Traction Effect - Postponed traction; provides angular trajectory to the pocket.

Traction Characteristic Chart

ETX 1 2 3 4 5 Enhanced Traction Effect - The strongest traction; features even arching trajectory throughout.
MTX ① 2 3 4 5 Mid Traction Effect - Mid-point traction; with trajectory between even arching and angular.
DTX 1 2 3 4 5 Delayed Traction Effect - Postponed traction; provides angular trajectory to the pocket.